

Youth'12

Sexual and reproductive health findings

Dr Terryann Clark & the
Adolescent Health Research Group

uniservices

 **THE UNIVERSITY
OF AUCKLAND**
NEW ZEALAND
Te Whare Wānanga o Tāmaki Makaurau

The Adolescent Health Research Group

To provide high quality, accurate and timely research that seeks to improve the health and wellbeing of young people in Aotearoa, New Zealand.



The Youth2000 Survey Series

1. National Secondary School Student Surveys

2001 - 9,699 adolescents

2007 - 9,107 adolescents

2012 - 8,500 adolescents

2. School Climate Surveys

2007 School Climate

2012/13 School Climate

3. Alternative Education Surveys

2009 - 335 adolescents

2000 – 268 adolescents

4. Teen Parent Unit Survey

2006 - 220 adolescents

5. Wharekura Survey

2007 – 22 kura and 677 taiohi*

uniservices





Youth2000 series sample characteristic

	2001		2007		2012	
Schools	114 (86% response)		96 (84% response)		91 (73% response)	
Decile	n	%	n	%	n	%
low	26	22.9	15	16.3	26	28.6
med	49	43.1	52	56.5	36	39.6
high	39	34.2	25	27.2	29	31.9
Students	9,567 (73% response)		9,107 (74% response)		8,500 (68% response)	
Gender	n	%	n	%	n	%
Male	4,414	46.1	4,911	54.0	3,874	45.6
Female	5,152	53.9	4,187	46.0	4,623	54.4
Ethnicity	n	%	n	%	n	%
Māori	2,325	24.7%	1,702	18.7%	1,701	20.0%
Pacific	768	8.2%	1,178	10.2%	1,201	14.1%
Asian	679	7.2%	1,310	12.4%	1,051	12.4%
NZ Euro	5,219	55.4%	6,871	52.8%	4,024	47.7%
Other	417	4.4%	817	5.8%	511	6.0%
>1 ethnic groups	29%		39%		42%	

Results

uniservices



THE UNIVERSITY
OF AUCKLAND
NEW ZEALAND

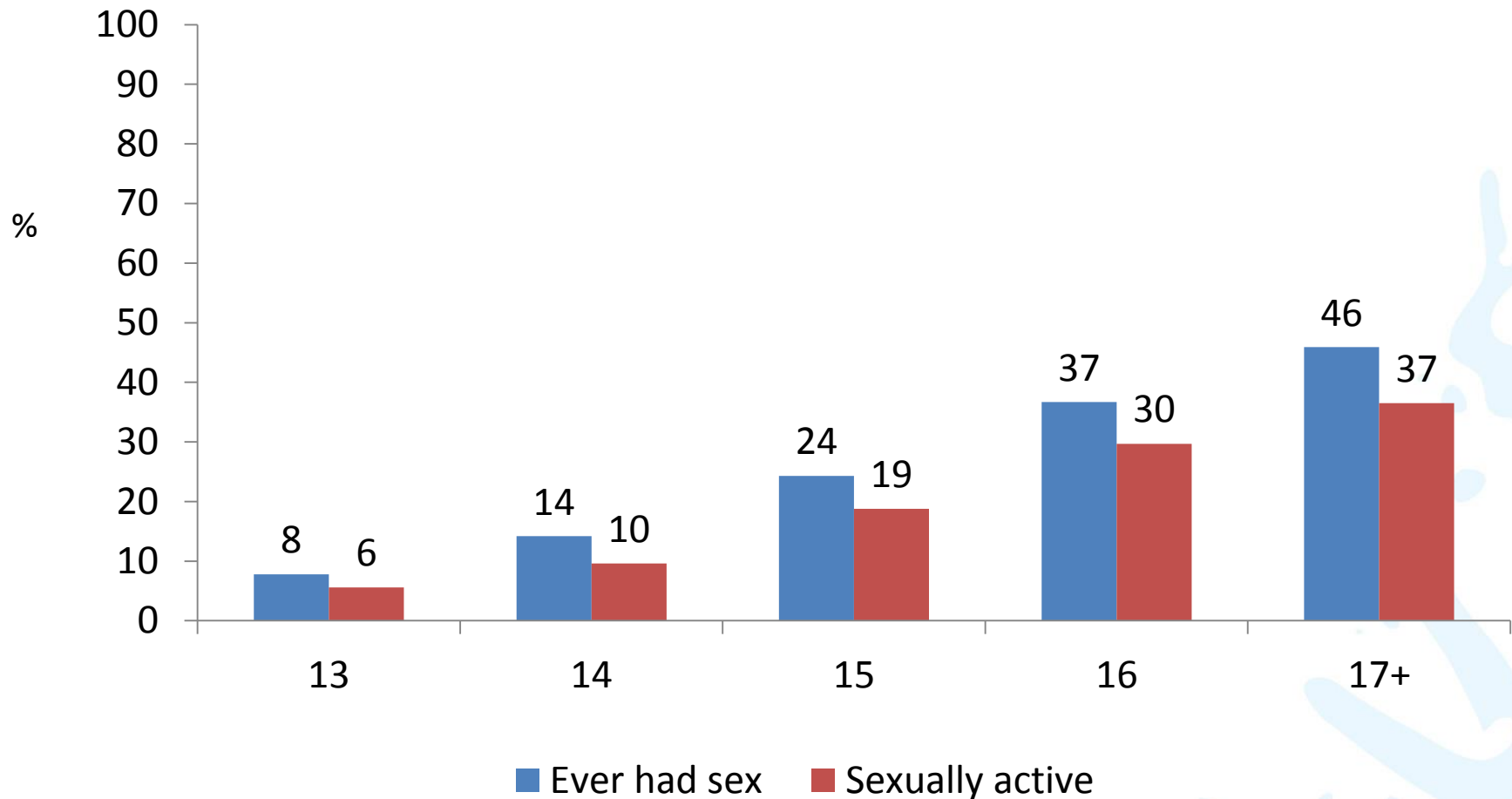
Te Whare Wānanga o Tāmaki Makaurau

www.youthresearch.auckland.ac.nz

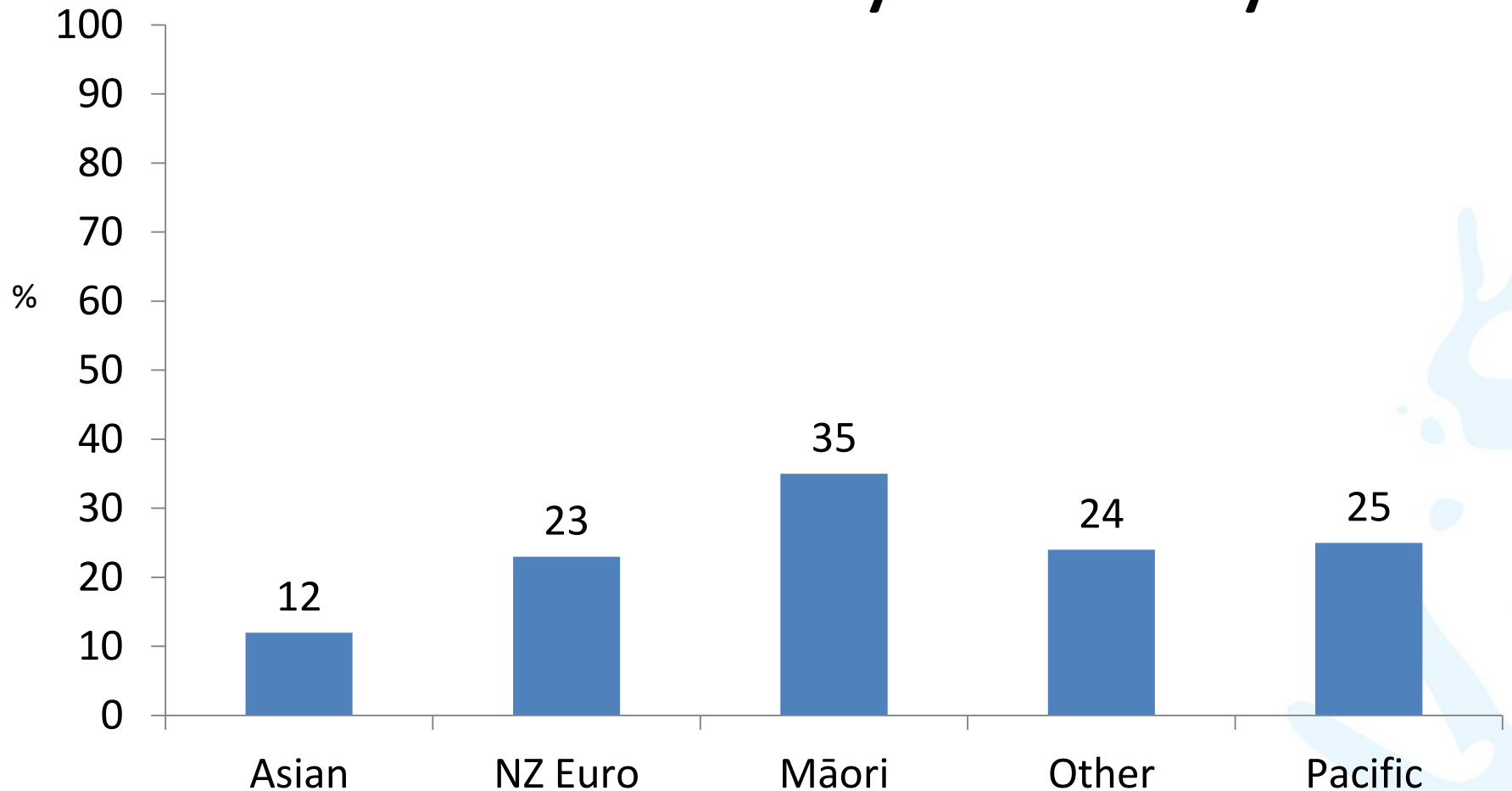
Sexually Active Students

- 24.4% ever had sex
- Even gender split
- Larger proportion of high deprivation students report having sex (low 22.1%, med 23.7%, high 27.4%)
- Larger proportions of rural students (23.6% urban, 28.6% rural)

Ever sex & sexually active by age



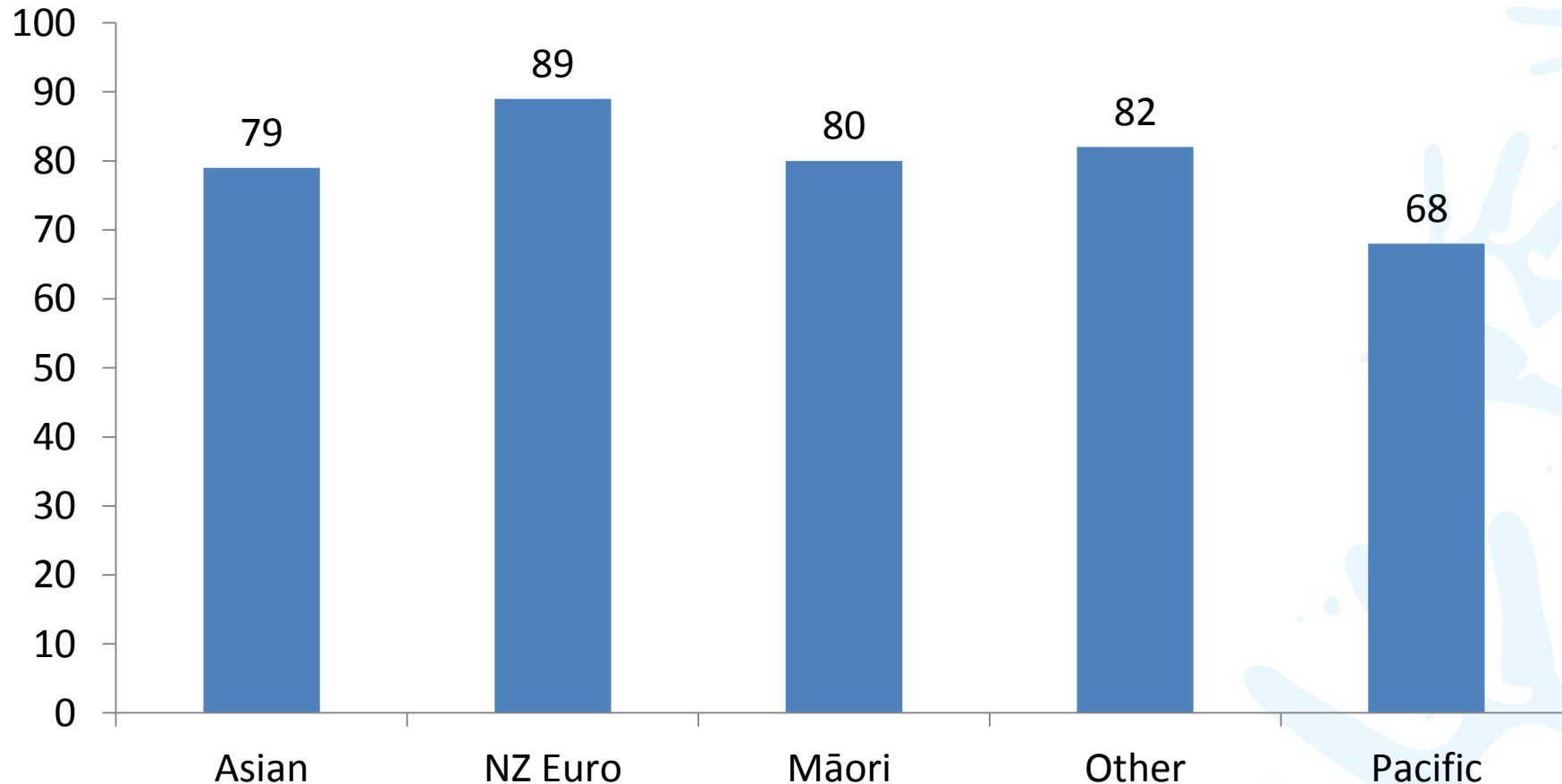
Ever had sex by ethnicity



Condoms

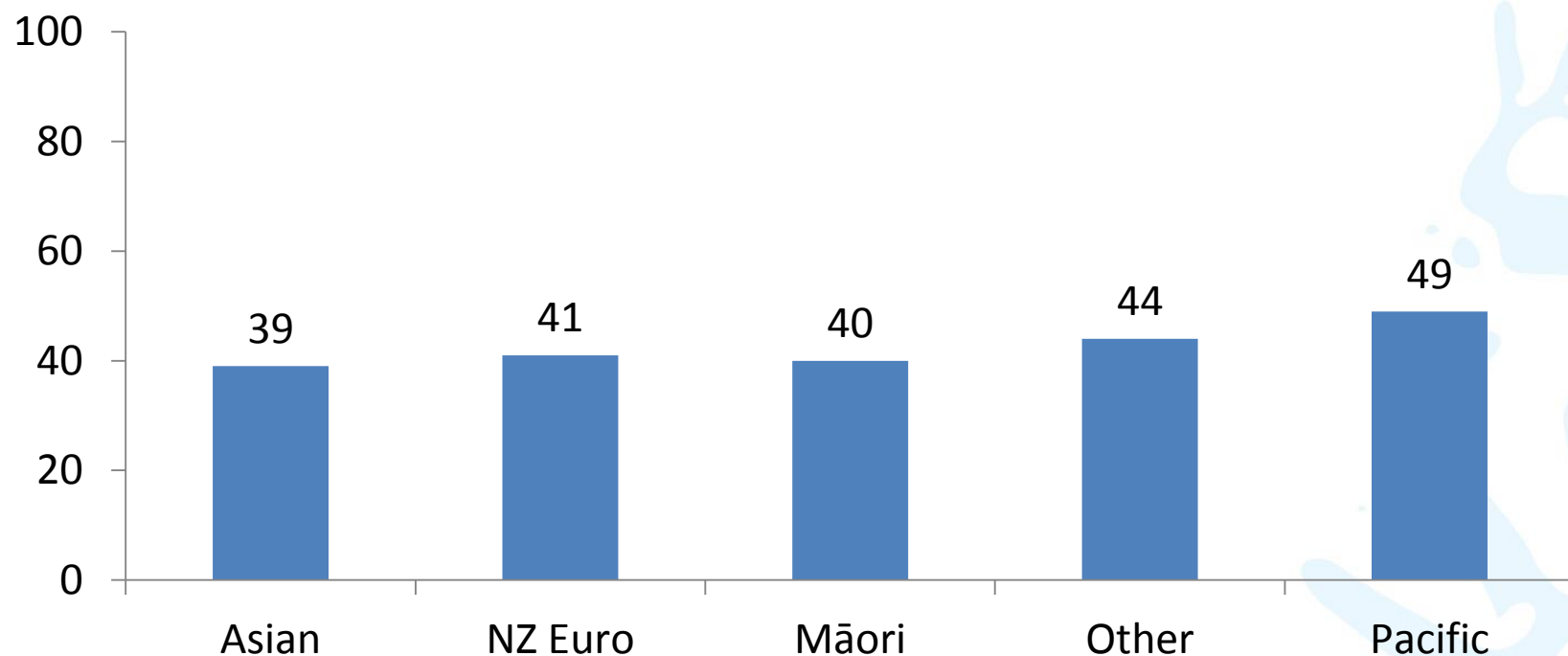
- 82% of sexually active students had used condoms at least once
- 53% used a condom to prevent STIs last time they had sex
- 46% always use condoms to prevent STIs
- Larger proportion of males report using condoms
- No differences by deprivation, age, urban/rural

Ever use condoms by ethnicity

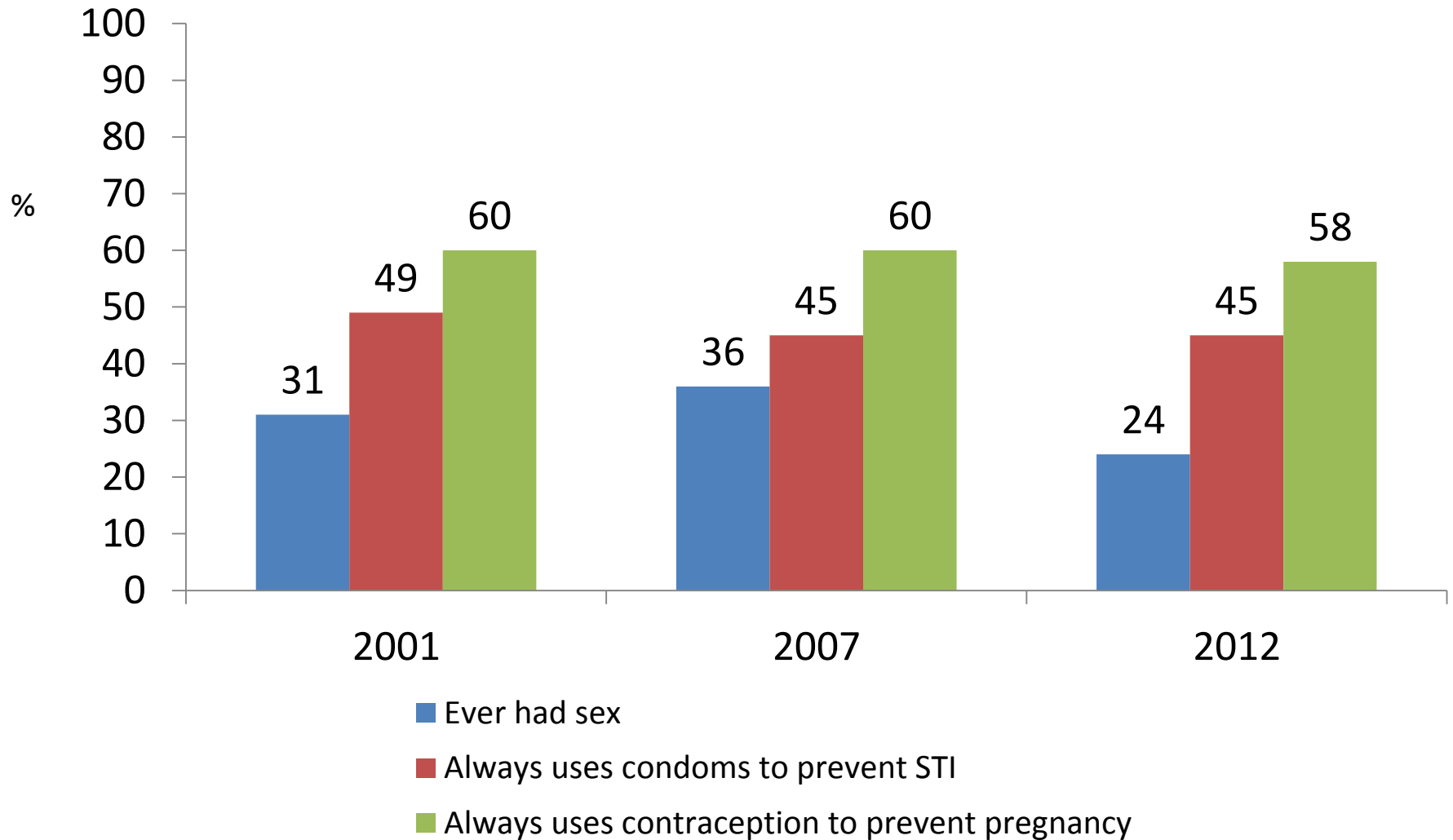


Talk to partner about STIs by ethnicity

42% have talked to their partner about preventing STIs and HIV



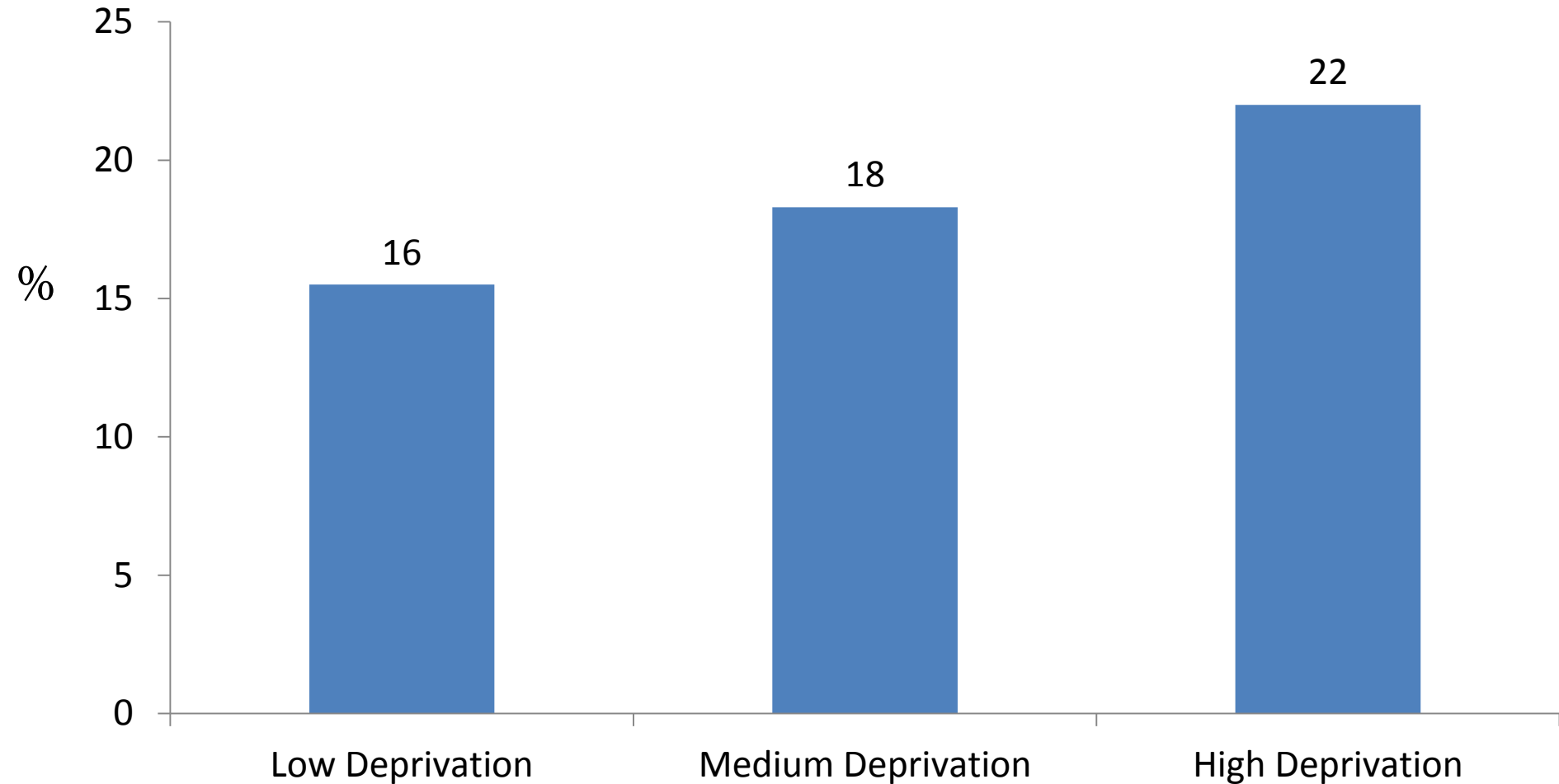
Sexual Health Trends



Sexual Orientation & Gender Identity

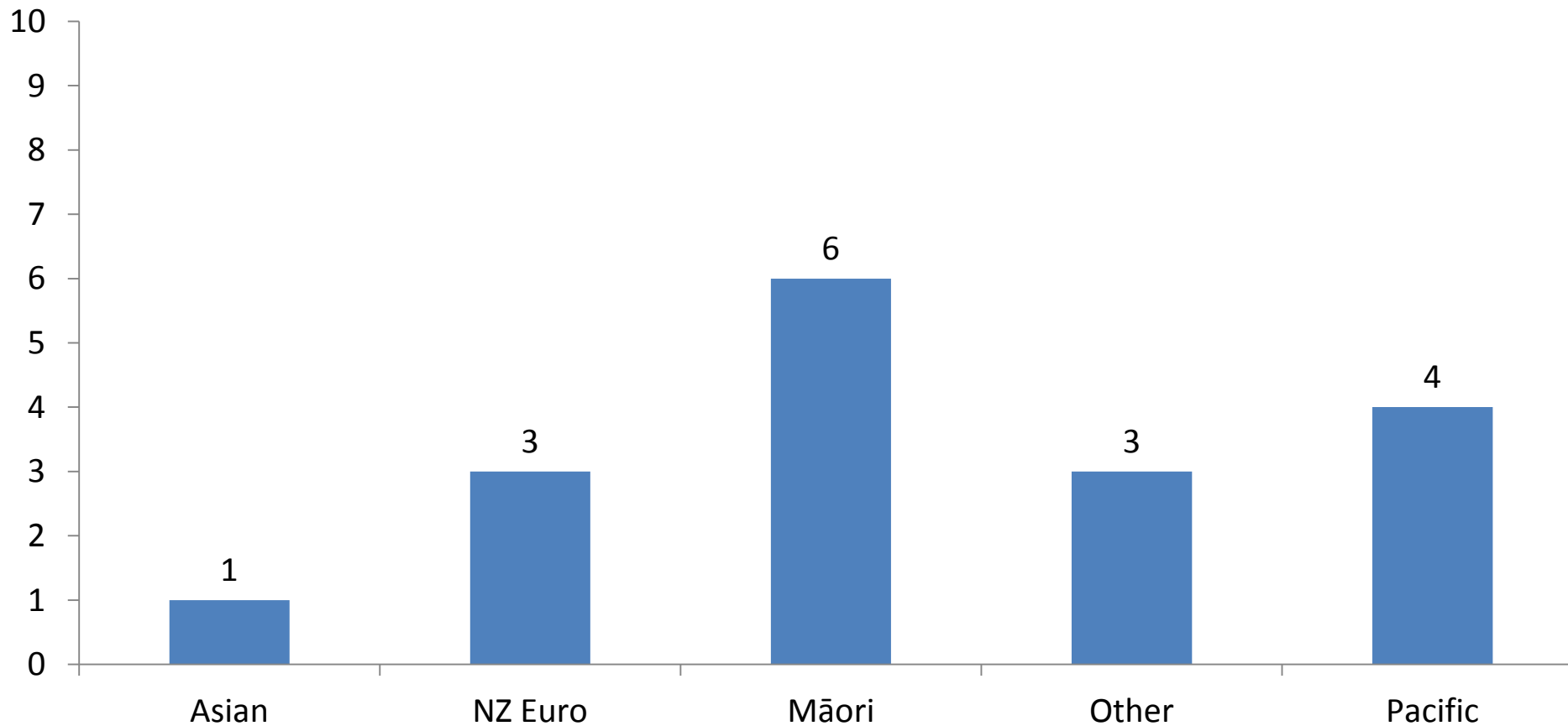
- 8.1% same or both sex attracted, not sure, neither
- 1.2% identify as transgender* , 2.5% not sure, very little difference by age and sex
- * 'a girl who feels like she should have been a boy, or a boy who feels like he should have been a girl (e.g. Trans, Queen, Fa'fafine, Whakawahine, Tangata ira Tane, Genderqueer)'

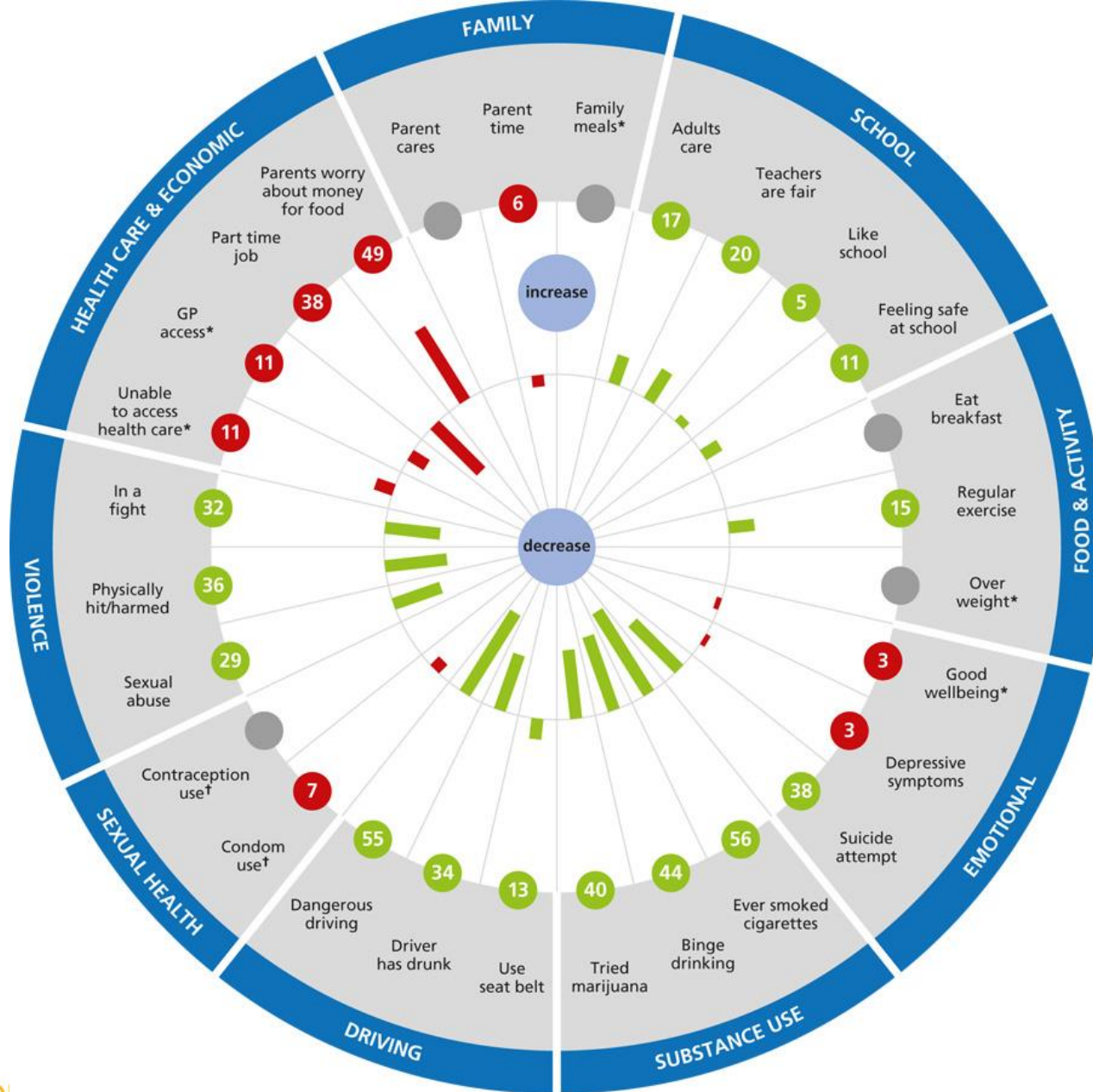
19% Unable to access health care when needed (in last 12 months)



Difficulty accessing sexual health care

- 3.7% had difficulty accessing sexual health care





PERCENTAGE CHANGES FROM 2001 TO 2012

% Positive change
 % Negative change
 % No or minimal change

NOTE: * 2007 to 2012 (not asked in 2001) † among sexually active students

Conclusions

- This current generation are leading the way in making healthy decisions
- Must continue with current comprehensive and sustained strategies that are making a difference
- New priority areas: supporting families; ensuring opportunities in higher deprivation communities; Health issues including: eating and activity, sexual health, mental health, access to primary healthcare

Thank You

The Youth'12 project was funded by the Ministries of Youth Development, Social Development, Health, Education and Justice, the Department of Labour, the Families Commission and the Health Promotion Agency (HPA)

Thanks to all the schools and students who participated

For more detailed information please see our website

www.youthresearch.auckland.ac.nz

uniservices

 **THE UNIVERSITY
OF AUCKLAND**
NEW ZEALAND
Te Whare Wānanga o Tāmaki Makaurau

www.youthresearch.auckland.ac.nz