



THE UNIVERSITY  
OF AUCKLAND

FACULTY OF EDUCATION

School of Counselling,  
Human Services and Social Work

2011

# Postgraduate qualifications in social work, counselling and professional supervision




## Contents

Welcome	3
Our postgraduate programmes	4
- Postgraduate pathways	
- The Faculty of Education	
- Study locations	
- Support for postgraduate students	
Counselling	6
- Master of Counselling	
- Postgraduate Diploma in Counselling Theory	
Professional Supervision	8
- Postgraduate Certificate in Professional Supervision	
- Postgraduate Diploma in Professional Supervision	
Social Work	10
- Master of Social Work	
- Postgraduate Diploma in Social Work	
- Bachelor of Social Work (Honours)	
Social workers in health-care settings	12
- Postgraduate Certificate in Health Sciences	
- Postgraduate Diploma in Health Sciences - Social Work specialisation	
- Masters programmes	
Timetable for courses offered in 2011	14
Course prescriptions	15
Fees and money matters	18
How to apply	19





# Welcome to The University of Auckland



Welcome to the School of Counselling, Human Services and Social Work at The University of Auckland, Faculty of Education.

The School brings together academic staff with expertise in counselling, social work, professional supervision, human services, special education, disability services, youth work, sociology, social policy, migration and refugee studies, social services management and leadership and workforce development.

We teach postgraduate programmes in social work, counselling and professional supervision, and undergraduate programmes in social work and human services.

We are committed to the teaching, scholarship, research and best practice in these disciplines, with our research based around three distinct areas of focus – workforce dynamics, evaluation and effective practice, and leadership and management.

Our graduates can be found working in a broad range of settings including:

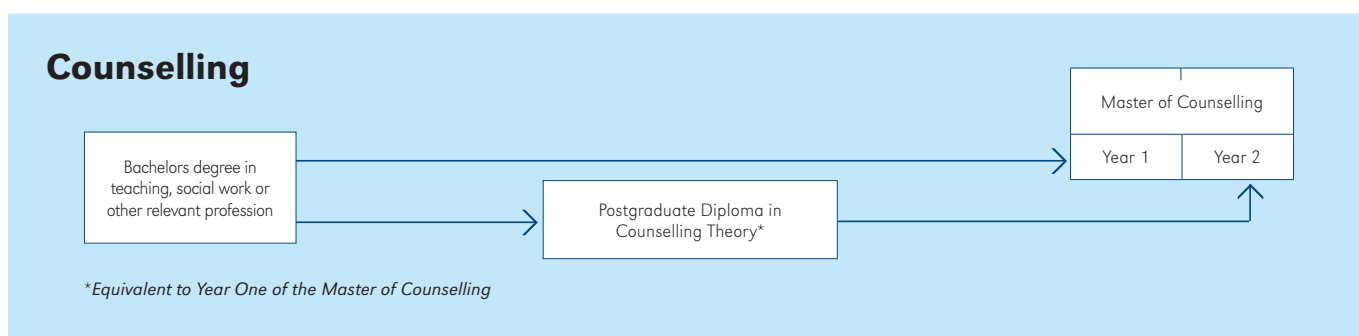
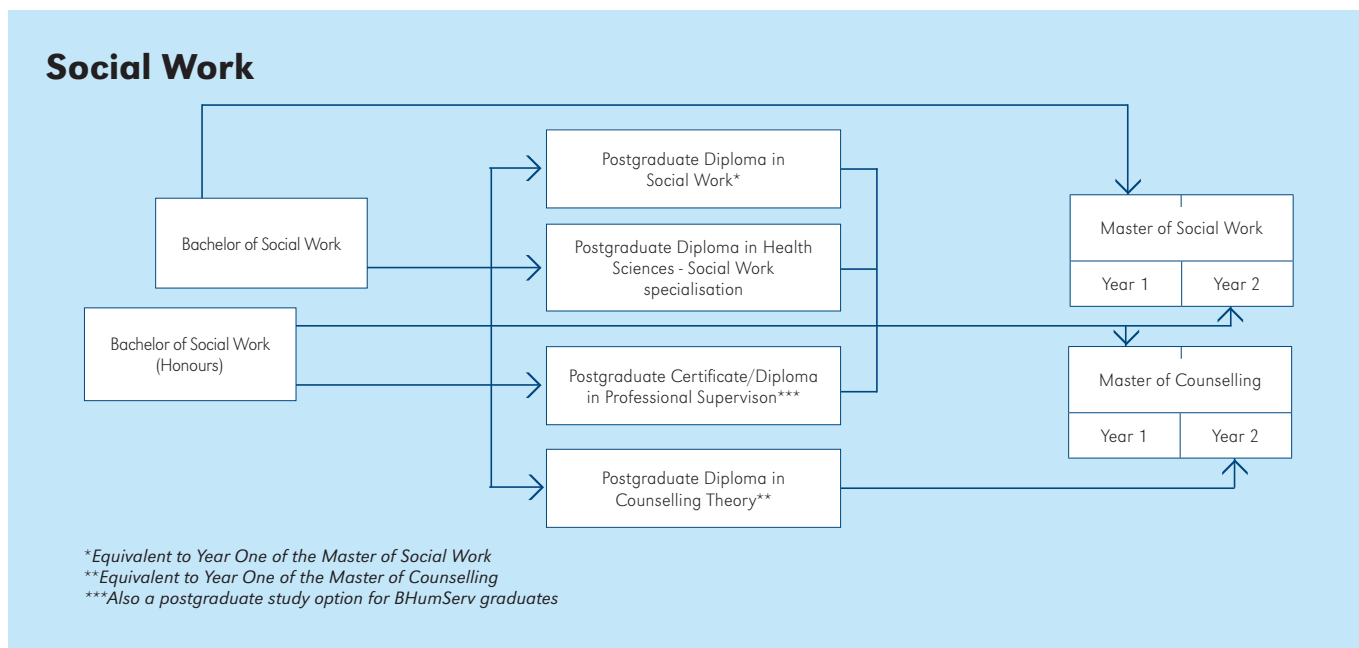
- community agencies
- mental health
- social work agencies
- corrections
- schools
- private practice
- academic environments
- specialised fields such as palliative care, addictions and working with refugees.

We believe that people of integrity who possess excellent skills, have a strong ethical base, and a commitment to social justice can make a positive difference supporting those who face challenges to lead fulfilling lives.

“E raka te mauī, e raka te katau  
A community can use all the skills of its people”

We invite you to study with us.

# Our postgraduate programmes



## The Faculty of Education

The Faculty of Education is one of the largest social services education and teacher education providers in the country. Faculty staff are recognised for their contribution to professional practice, both nationally and internationally, and are active researchers. The faculty offers various postgraduate and professional development opportunities to help you further advance your knowledge and skills and to enhance your career opportunities.

The Faculty of Education was formed when the Auckland College of Education and The University of Auckland's School of Education amalgamated in 2004. The faculty combines the strengths of both of these institutions giving us research-led expertise and over 25 years of experience in providing quality social services education. The faculty has a supportive alumni network and strong links with the community we serve.

The University of Auckland is New Zealand's highest-ranking university.\* Our research-led teaching means that you will be taught the most up-to-date theories and practices in your chosen area of study and you will graduate with a well-respected, internationally recognised qualification.

*\*2010 QS World University Rankings and 2010-11 Times Higher Education World University Rankings.*

## Study locations

### Epsom Campus

74 Epsom Avenue, Epsom, Auckland  
 Phone: 0800 61 62 65 or +64 9 923 1969

The Epsom Campus is the main campus for the Faculty of Education. Located less than 10 minutes' drive from the CBD and the City Campus, Epsom Campus is also a short walk away from the cafés and shops of Mt Eden village. There's parking on campus and regular bus services run to and from Mt Eden/Epsom and the city.

The Epsom Campus is a close-knit and multicultural campus. There are plenty of study spaces, computer rooms, library resources, student support services and facilities. The campus also has a café, tennis courts, a swimming pool, sports centre, marae and early childhood centres.

### Tāmaki Campus

Cnr Merton and Morrin Rds, Glen Innes, Auckland  
 Phone: 0800 61 62 65 or +64 9 923 1969

At Tāmaki Campus you can study the Counselling programmes (Master of Counselling and Postgraduate Diploma in Counselling Theory) offered by the Faculty of Education. Faculty of Medical and Health Sciences courses within the Health Sciences qualifications are taught at this campus and Clinical Psychology and Population Health can also be studied at Tāmaki.

Tāmaki Campus is a 20 minute drive from the CBD and the City Campus. Tāmaki is a research-led, interdisciplinary campus with high postgraduate presence and has strong partnerships with industry and its neighbouring community.

**All University of Auckland campuses are smoke-free.**

## Support for postgraduate students

The University of Auckland offers you excellent campus facilities and student support services including:

- Education Student Centre
- Students' associations
- Extensive library services and support
- Online learning
- Computer, internet, email and printing facilities
- Student Learning Centre (SLC)
- Te Korowai Atawhai - Māori academic support service
- Pasifika Academic Success Service (PASS)

- International Student Support
- Disability support services
- Health centre
- Speech-language therapist
- Counselling service
- Childcare services
- Careers centre – career planning service
- Graduate Centre – School of Graduate Studies
- Postgraduate study spaces and student commons
- Cafés and other student relaxation spaces

Visit [www.education.auckland.ac.nz](http://www.education.auckland.ac.nz) for more information on the student services and support we provide or contact:

**Education Student Centre**  
A Block, Gate 3, 74 Epsom Avenue, Epsom, Auckland  
Phone: 0800 61 62 65 or +64 9 923 1969  
Email: [education@auckland.ac.nz](mailto:education@auckland.ac.nz)



# Counselling

When you apply to study Counselling at The University of Auckland, you are seeking entry to a highly regarded postgraduate programme. Counsellor education has been established at The University of Auckland for well over thirty years. We have a strong presence and reputation in the field, with dedicated staff who are passionate about making a difference. We do this in a supportive and inclusive environment that embraces students from a variety of professional and ethnic backgrounds.

## Why study Counselling at postgraduate level?

Studying Counselling at this level will allow you to develop soundly-based and creative counselling skills, to examine in depth the inter-related components of theory, research, and practice, and to develop the knowledge, understandings and research skills to reflect effectively on your own practice. These vital components will help you to make a direct contribution to the counselling-related research environment as well as enhancing your effectiveness as a practitioner.

A qualification at this level also offers you opportunities to practice in a wide range of settings. Graduates of the programme work in a variety of settings including school and tertiary counselling, counselling agencies in the community, private practice, pastoral care in church communities, workplace counselling, family therapy, consultation and counsellor education.

Some graduates also continue their studies at doctoral level through the PhD and EdD programmes.

Most of our students are busy professionals for whom it is not practical to study full-time. For this reason, classes are scheduled at times to suit such as after 4pm during the week, and on Saturdays. We also offer popular special topics as block courses to meet the needs of students and of the counselling community.

## Master of Counselling

The MCouns is a new two-year (240-point) masters programme that provides the opportunity to gain a highly regarded and credible postgraduate qualification in Counselling. It enables you to utilise theory and research to inform your current and future practice and to make an effective contribution to the counselling-related research environment.

The MCouns is cohort-based. Through the full programme, in which the components critical to practising as a counsellor - theory, research and practice - are inter-related, you will gain both an understanding of counselling theory and have the opportunity to put this into practice through research.

You will also work towards the requirements for membership of a professional body such as the New Zealand Association of Counsellors (NZAC) and the anticipated requirements for professional registration.

The Master of Counselling is designed for mature students with existing tertiary qualifications and professional experience in a related field who are already working in or intend to work in professional counselling practice. Each individual student is able to tailor learning to his or her particular background, practice setting and professional goals.

Through the programme, you will develop:

- a critical understanding of theoretical concepts and research evidence underlying counselling practice, enabling you to draw on and integrate theory and research with your practice
- counselling and facilitation skills appropriate to a variety of professional activities
- personal growth, integrated within professional development as a counsellor
- professional identity and leadership skills relevant to your organisational context
- research skills and experience that enable you to make a direct contribution to the counselling-related research environment.

The Master of Counselling (MCouns) is new in 2011 and replaces the previously offered Master of Education – Counselling specialisation and Postgraduate Diploma in Education – Counselling specialisation.

### The Master of Counselling consists of 240 points as follows:

- 90 points: EDPROFST 746, 748, 749, 750 and PROFCOUN 701
  - 30 points from EDPROFST 700–757, 760–788, EDUC 702–764, PROFCOUN 702-704, PROFSUPV 704, 705 or 30 points from a 700 level course in another subject as approved by the Associate Dean (Postgraduate)
- and
- 120 points: PROFCOUN 797 Research Portfolio (Prerequisite: EDPROFST 750)

Throughout the programme you are required to undertake counselling practicum in community settings, supervised by experienced counselling practitioners and overseen by University staff. Year One of the programme (full-time) involves 100 hours of counselling practice in the community and Year Two (full-time) requires 500 hours of counselling practice in the community. If studying part-time, the required hours of counselling practice in the community are fulfilled over the period of your study.

**Delivery:** Teaching is mainly face-to-face at Tāmaki Campus and includes lectures, discussion, skills laboratories, seminars, workshops, student presentations, and individual investigation and self-directed study. A University supervisor will oversee each student's research portfolio. Practicum work is taken in community settings (see above).

**Length:** Equivalent to two years of full-time study with part-time study options offered. The first year can be taken full-time or part-time and the second year (research portfolio) will normally need to be undertaken on a part-time basis.

### Entry criteria:

- an approved bachelors degree in education, counselling, nursing, social work or other approved profession with an average grade of B or higher in at least 90 points or equivalent in the most advanced courses taken.
- at least three years practical experience in teaching, counselling, nursing, social work or equivalent approved profession.

An interview supported by referees' statements and evidence of practical experience is required.

Note: It is possible to enter directly into the second year of the Master of Counselling if you hold a Postgraduate Diploma in Education – Counselling specialisation from The University of Auckland. Criteria apply, including the inclusion of a research methods course, and admission is granted on a case-by-case basis.

### Courses in Counselling offered in 2011

EDPROFST 743	Family Counselling
EDPROFST 744	Pastoral Care and Counselling in Schools
EDPROFST 746	The Counselling Process
EDPROFST 748	Cultural Issues in Counselling
EDPROFST 749	Professional Issues in Counselling
EDPROFST 750	Critical Analysis in Counselling
PROFCOUN 701	Counselling Laboratory
PROFCOUN 702	Special Topic: Genders and Sexualities: Implications for Practitioners
PROFCOUN 704	Special Topic: Children's Stress and Coping
PROFCOUN 797	Research Portfolio
PROFSUPV 704	Counselling Supervision: Relationship and Process

### Course and timetable information for 2011

The specific timetable for each course will be available at Student Services Online from December 2010.

- Current students should visit: [www.student.auckland.ac.nz](http://www.student.auckland.ac.nz)
- Prospective students should visit: [www.studentservices.auckland.ac.nz](http://www.studentservices.auckland.ac.nz)
  - Click on 'Course advice and information'
  - Click on 'Browse the course catalogue without signing in'

2011 course prescriptions and timetable information is listed on pages 14 - 17 of this publication.

This information is correct at time of publication (December 2010) but may be subject to alteration. Please check Student Services Online for the most up-to-date timetable information.

Course prescriptions for all other courses can be found in The University of Auckland Calendar, which can be viewed online at [www.auckland.ac.nz/calendar](http://www.auckland.ac.nz/calendar)

## Postgraduate Diploma in Counselling Theory

The Postgraduate Diploma in Counselling Theory (PGDipCounsTh) is equivalent to the first year of the Master of Counselling (see above). It can be studied as a standalone qualification and will give you a strong, up-to-date knowledge base in the theory relating to counselling. The focus is on the theoretical underpinnings of counselling practice rather than an advanced integration of theory and practice.

If you complete the PGDipCounsTh and gain a grade point average of B or higher you can choose to continue on to the second year of the Master of Counselling (MCouns) to complete the masters qualification. You will need to have included a research methods course (EDPROFST 750, *Critical Analysis in Counselling*) in your PGDipCounsTh in order to do this.

### The PGDipCounsTh consists of 120 points as follows:

- 90 points: EDPROFST 746, 748, 749, 750, PROFCOUN 701
- 30 points from EDPROFST 700–757, 760–788, EDUC 702–764, PROFCOUN 702–704, PROFSUPV 704, 705 or a 700 level course in another subject as approved by the Associate Dean (Postgraduate)

**Delivery:** Teaching is mainly face-to-face at Tāmaki Campus and includes lectures, discussion, skills laboratories, seminars, workshops, student presentations, and individual investigation and self-directed study.

You are also required to undertake practicum work in community settings. This is supervised on-site by counselling practitioners in the field and overseen by University staff.

**Length:** One year full-time study, or four years' part-time study.

### Entry criteria:

- an approved bachelors degree in education, counselling, nursing, social work or other approved profession.
- at least three years practical experience in teaching, counselling, nursing, social work or equivalent approved profession.

An interview supported by referees' statements and evidence of practical experience is required.

**Note: Applications for our Counselling programmes for 2011 have closed. Inquires can be made for the 2012 intake.**



# Professional supervision

Professional or clinical supervision is an important component of your continuing professional development as a health or social services practitioner. Developing your skills as a supervisor is an excellent way to develop your clinical education and leadership skills as well as enhance your portfolio.

Great supervision aids busy professionals to hone their critical thinking skills, stay accountable and get the support to stay at their “learning edge”. Through studying our programmes in professional supervision, you will learn how to be a great supervisor alongside colleagues from a range of other disciplines - just as you find yourself working in multidisciplinary teams in health and social services.

The faculty has been teaching supervision to a wide range of professionals for more than 15 years. There is a strong base of research and scholarship to draw on and many opportunities to workshop skills in a supportive learning environment.

The University of Auckland, Faculty of Education leads research and scholarship in the field of professional supervision and has hosted the three highly successful national supervision conferences held in 2000, 2004 and 2010, where leading research and scholarship on supervision has been presented.

## What is supervision?

Supervision has been defined in many ways, but is essentially a conversation between professional practitioners, which aims to promote professional learning, reflective practice and to improve the quality of service to users. It is a process that is increasingly important in health and human services.

The process of supervision occurs within a professional relationship. One person, the supervisor, assists the other person, the supervisee, to reflect on and explore practice issues and maintain competence in their professional practice.

Professional (or clinical) supervision is a practice that is gaining strength within professions covered by legislation designed to ensure competent professional practice. Examples include the requirements of the NZ Occupational Therapy Board’s Code and the Social Workers Registration Board, which require evidence of professional supervision as part of demonstrating ongoing competence for continuing registration. The Health Practitioners Competence Assurance Act 2003 has a principal purpose to protect the health and safety of the public by ensuring that health practitioners are fit and competent to practise. The quality assurance components of this legislation have led to the health professions developing requirements for ongoing professional education and development.

## Our programmes in professional supervision

Through our programmes, you will develop strong professional supervision skills, a sound understanding of the theoretical basis for professional supervision, and a commitment to the continuing development of other professionals.

Our programmes in professional supervision employ a range of assessment methods, including video work, peer feedback, reflective assignments, essays and reports. You will have access to a wide range of the most recent research on supervision, professional development and learning, and reflective practice. Our programmes are designed for practising professionals and therefore offered on a part-time study basis.

Practitioners from a wide range of disciplines and experience will be able to enter these programmes including social workers, counsellors, RTLBs, psychologists, nurses and allied health professionals, medical practitioners and human services workers. These programmes will have immediate application to your current practice, and contribute to your professional development portfolio. In order to complete course requirements you will need to be currently practising in a health or social services setting.

As a graduate of our professional supervision programmes, you will be prepared for advanced professional responsibility as a supervisor in your chosen profession in health, counselling or human services. You will demonstrate knowledge and skills in a range of approaches and interventions in supervision practice.

If you go on to complete the Postgraduate Diploma in Professional Supervision you will, in addition to the above attributes, be able to demonstrate a greater level of critical and analytical ability, and be able to apply a greater understanding of theory and research in professional learning to solving practice problems in particular health, human and social services contexts as is fitting with advanced professional practice and leadership.

---

## Postgraduate Certificate in Professional Supervision

The PGCertProfSup consists of 60 points made up from the following two compulsory courses:

- PROFSUPV 700 The Practice of Professional Supervision
- PROFSUPV 701 Advanced Approaches in Professional Supervision

*(Note: PROFSUPV 700 is a prerequisite to study PROFSUPV 701)*

**Delivery:** Block courses (Epsom Campus) and online flexible self-directed study.

**Length:** One to two years’ part-time study

*Note: The points gained from this programme may be reassigned towards a Postgraduate Diploma in Professional Supervision if you decide to continue to postgraduate diploma level with your study.*

---

## Postgraduate Diploma in Professional Supervision

The PGDipProfSup provides opportunities to engage in further professional inquiry through a range of courses with a focus on leadership and practitioner development. It consists of 120 points made up from two compulsory courses (the same 60 points that comprise the Postgraduate Certificate in Professional Supervision) plus another 60 points from elective courses.

- 60 points PROFSUPV 700, 701
- 60 points from PROFSUPV 702-709

### Elective courses offered in 2011:

PROFSUPV 702	Supervision and Professional Development in Child Protection
PROFSUPV 703	Workplace Learning and Reflective Practice
PROFSUPV 704	Counselling Supervision: Relationship and Process
PROFSUPV 706	Managing and Developing People in the Human Services
PROFSUPV 707	Supervision Folio
PROFSUPV 710	Stress and Trauma in Health and Human Services

*Note: With permission from the relevant heads of department, you may be able to take up to 30 points from other relevant postgraduate courses.*

*Note: Points gained from a PGCertProfSup may be reassigned towards a PGDipProfSup leaving only 60 points of elective courses to complete.*

### Course and timetable information for 2011

The specific timetable for each course will be available at Student Services Online from December 2010.

- Current students should visit: [www.student.auckland.ac.nz](http://www.student.auckland.ac.nz)
- Prospective students should visit: [www.studentservices.auckland.ac.nz](http://www.studentservices.auckland.ac.nz)
  - Click on 'Course advice and information'
  - Click on 'Browse the course catalogue without signing in'

2011 course prescriptions and timetable information is listed on pages 14 - 17 of this publication.

This information is correct at time of publication (December 2010) but may be subject to alteration. Please check Student Services Online for the most up-to-date timetable information.

Course prescriptions for all other courses can be found in The University of Auckland Calendar, which can be viewed online at [www.auckland.ac.nz/calendar](http://www.auckland.ac.nz/calendar)

**Delivery:** Block courses (Epsom and Tāmaki Campuses) and online flexible self-directed study.

**Length:** One year full-time study, or up to four years' part-time study.

**Further study:** If you also hold an approved social work qualification, you may be able to apply for direct entry into the second year of the Master of Social Work.

### Entry criteria

Admission requirements for both the PGCertProfSup and the PGDipProfSup are as follows:

- an approved bachelors degree
- be currently employed in health, counselling, social or human services or other appropriate professional context
- have at least three years' relevant professional experience.



# Social work

Undertaking further advanced study and research in social work builds your skills and confidence to move to the next level of your social work career and to lead change. Our goal is to provide the most up-to-date and research-informed postgraduate study experience in the field of Social Work. We do this in a supportive and inclusive environment that embraces students of all ages from a variety of professional and ethnic backgrounds.

The University of Auckland has been teaching Social Work for more than 25 years. This means we have a strong presence and reputation in the field and that you will be taught by dedicated, research-active academic staff who are passionate about nurturing Social Work excellence in the community. We have particular strengths in research in supervision, health and mental health, and the study of trauma and resilience.

Our postgraduate Social Work programmes are designed for those already working in the field of professional Social Work. We know our students are busy professionals, so we deliver our postgraduate programmes through face-to-face block courses at Epsom Campus supported by online study guides and resources. Supervisors in your area of interest will support and guide you along the way as you work on your thesis or research portfolio.

## Master of Social Work

The MSW is a new two-year (240-point) masters programme that provides the opportunity to gain a highly-regarded and credible postgraduate qualification that prepares you for advanced professional responsibility in social work as a manager, supervisor or team leader. You will learn advanced approaches and interventions in social work practice while developing valuable knowledge, enhanced skills and real experience in critiquing and undertaking social work research to enhance your practice.

The MSW programme enables you to undertake further study in subjects related to your professional practice and then undertake research in an area of special interest to you. Options for research include either a 120 point thesis (equivalent to one year of study) or a 90 point research portfolio, which might include a combination of the following elements: a literature review, an evaluation project, development of a new intervention or clinical or teaching resource and production of a journal article for submission.

### The Master of Social Work consists of 240 points as follows:

#### Thesis option:

- 120 points from: EDPROFST 743, 744, PROFCOUN 704, PROFSUPV 700, 701, 702, 703, 706, 710, SOCCHFAM 731, 734, 735, 736, SOCHLTH 732, 753, 754, 755, 756, 757, SOCWORK 713, 718, 719, 750, 751, 752, 757, 758, 759, SOCYOUTH 733, 736

and

- 120 points: SOCWORK 796 (Thesis)

#### Research Portfolio option:

- 150 points from: EDPROFST 743, 744, PROFCOUN 704, PROFSUPV 700, 701, 702, 703, 706, 710, SOCCHFAM 731, 734, 735, 736, SOCHLTH 732, 753, 754, 755, 756, 757, SOCWORK 713, 718, 719, 750, 751, 752, 757, 758, 759, SOCYOUTH 733, 736

and

- 90 points: SOCWORK 797 (Research Portfolio)

*Note: SOCWORK 718 Applied Research in Social Services is a requirement if a similar course has not been completed. An equivalent research methods course may be substituted from another subject, with the approval of the Academic Head.*

**Delivery:** Face-to-face block courses at Epsom Campus supported by online study guides and resources. The thesis or research portfolio will be carried out under the guidance of a supervisor. Workplace or clinical placements are not required.

This programme is designed with the unique needs of practising professionals in mind so you can balance work with study.

**Length:** Equivalent to two years of full-time study with part-time study options offered.

### Entry criteria:

- a Bachelor of Social Work (or approved equivalent qualification) with an average grade of B or higher in at least 90 points (or equivalent) in the most advanced courses taken.

*Note: It is possible to enter directly into the second year of the MSW if you hold a BSW(Hons\*), or if you hold either a Postgraduate Diploma in Professional Supervision (and an approved qualification in social work), a Postgraduate Diploma in Health Sciences - Social Work specialisation or Postgraduate Diploma in Social Work (or an approved equivalent qualification), with an average grade of B or higher.*

*\*University of Auckland or approved equivalent.*

### Courses offered in 2011:

PROFSUPV 700	The Practice of Professional Supervision
PROFSUPV 701	Advanced Approaches in Professional Supervision
PROFSUPV 702	Supervision and Professional Development in Child Protection
PROFSUPV 703	Workplace Learning and Reflective Practice
PROFSUPV 706	Managing and Developing People in the Human Services
PROFSUPV 710	Stress and Trauma in Health and Human Services
SOCCHFAM 731	Child and Adolescent Mental Health Issues
SOCCHFAM 734	Issues in Child Welfare and Protection
SOCHLTH 732	Working with Grief and Loss
SOCHLTH 753	Health Social Work: Identity and Theory
SOCWORK 713	The Social Work Discourse
SOCWORK 718	Applied Research in Social Services
SOCWORK 751	Interpersonal and Family Violence
SOCWORK 752	Issues in Clinical Practice
SOCWORK 757	Policy Appraisal and Innovation in Human Services
SOCWORK 796	Thesis
SOCWORK 797	Research Portfolio
SOCYOUTH 733	Youth Justice Issues and Strategies
EDPROFST 743	Family Counselling
EDPROFST 744	Pastoral Care and Counselling in Schools
PROFCOUN 704	Special Topic: Children's Stress and Coping

## Course and timetable information for 2011

The specific timetable for each course will be available at Student Services Online from December 2010.

- Current students should visit: [www.student.auckland.ac.nz](http://www.student.auckland.ac.nz)
- Prospective students should visit: [www.studentservices.auckland.ac.nz](http://www.studentservices.auckland.ac.nz)
  - Click on 'Course advice and information'
  - Click on 'Browse the course catalogue without signing in'

2011 course prescriptions and timetable information is listed on pages 14 - 17 of this publication.

This information is correct at time of publication (December 2010) but may be subject to alteration. Please check Student Services Online for the most up-to-date timetable information.

Course prescriptions for all other courses can be found in The University of Auckland Calendar, which can be viewed online at [www.auckland.ac.nz/calendar](http://www.auckland.ac.nz/calendar)

---

## Postgraduate Diploma in Social Work

The Postgraduate Diploma in Social Work (PGDipSW) is equivalent to the first year of the Master of Social Work (see above) and can be studied as a standalone qualification. You will learn advanced approaches and interventions in social work practice and examine current research in social work. You will build a strong knowledge base of the principles, concepts and ideas of advanced practice in professional social work in general and specialised contexts.

If you complete the PGDipSW and gain a grade point average of B or higher you can choose to continue on to the second year of the Master of Social Work (MSW) to complete the masters qualification. You will need

to have included a research methods course (SOCWORK 718 *Applied Research in Social Services*, or an approved equivalent) in your PGDipSW in order to do this.

The PGDipSW consists of 120 points selected from the following courses:

- EDPROFST 743, 744, PROFPCOUN 704, PROFSUPV 700, 701, 702, 703, 706, 710, SOCCHFAM 731, 734, 735, 736, SOCHLTH 732, 753, 754, 755, 756, 757, SOCWORK 713, 718, 719, 750, 751, 752, 757, 758, 759, SOCYOUTH 733, 736

**Delivery:** Face-to-face block courses at Epsom and Tāmaki Campuses supported by online study guides and resources.

**Length:** One year full-time study, or two years' part-time study.

### Entry criteria:

- a Bachelor of Social Work (or approved equivalent qualification).

---

## Bachelor of Social Work (Honours)

Note that the BSW(Hons) is not a standalone qualification. The BSW(Hons) forms part of the Bachelor of Social Work and students are selected into the honours programme for their fourth (final) year of study if they meet the entry criteria (ie, have completed 360 points in required courses from the BSW schedule, with an average grade of B or higher in 60 points above Stage 2).



# Social workers in health-care settings

The Faculty of Education and the Faculty of Medical and Health Sciences have combined resources to offer a postgraduate study opportunity for qualified social workers in health-care settings. This collaboration between two of the largest faculties of The University of Auckland addresses the need for expert staff in the complex and rapidly growing field of health social work.

Social work in health-care settings is the second largest field of social work in New Zealand, after child and family practice, with more than 1,100 health social workers employed by District Health Boards around the country. The University's initiative provides a postgraduate pathway that empowers health social work practitioners to thrive in a fast-changing health environment, equipping graduates to practise in very complex organisational settings and meet the specific needs of our communities.

Courses focusing on advanced social work practice for qualified practitioners are taught by staff of the School of Counselling, Human Services and Social Work in the Faculty of Education and count towards the postgraduate qualifications offered by the Faculty of Medical and Health Sciences.

## Postgraduate Certificate in Health Sciences

A generic Postgraduate Certificate in Health Sciences allows you to choose a personal course of study from several subject areas including social work and counselling. The Postgraduate Certificate in Health Sciences (PGCertHSc) is aimed at current health professionals and those with a relevant undergraduate degree wishing to pursue postgraduate study in a health-related field.

Courses in a broad range of subject areas will cater for many health social workers including advanced education in clinical areas of speciality such as drug and alcohol studies, mental health, sexual health, palliative care, gerontology, and lifestyle management.

Courses taught by the School of Counselling, Human Services and Social Work (Faculty of Education) will focus on specific topics of interest to social workers. In addition there are options in professional supervision and counselling. The courses offered will enhance your practice and assist you to develop your career path as you move into advanced practitioner and leadership roles in health social work.

The PGCertHSc consists of 60 points from courses listed in the Master of Health Sciences Schedule (Faculty of Education and Faculty of Medical and Health Sciences). For more information, visit [www.fmhs.auckland.ac.nz/faculty/postgrad/programmes/pgcerthsc.aspx](http://www.fmhs.auckland.ac.nz/faculty/postgrad/programmes/pgcerthsc.aspx)

**Delivery:** Block or weekly lecture at Epsom or Tāmaki Campus depending on courses selected. May include some online study guides and resources.

**Length:** One semester of full-time study, or two years' part-time study.

### Entry criteria:

- a degree deemed relevant by the University
- or

- completed the requirements for a health professional qualification deemed relevant by the University
- and
- at least two years' relevant work experience approved by the relevant Head of School.

## Postgraduate Diploma in Health Sciences – Social Work specialisation

The Postgraduate Diploma in Health Sciences (PGDipHSc) with a specialisation in Social Work is aimed at qualified social workers wishing to pursue postgraduate study in a health-related field and who are considering undertaking research.

If you wish to enrol in the social work courses listed in the Master of Health Sciences Schedule, you must hold a social work qualification recognised by the Social Workers Registration Board or request permission from the University.

*Note: If you have completed a Postgraduate Certificate in Health Sciences, it is possible to credit courses passed toward the Postgraduate Diploma in Health Sciences.*

**The PGDipHSc – Social Work consists of 120 points, as follows:**

- 15 points from SOCHLTH 753
- At least 30 points from SOCWORK 750-752, SOCHLTH 754
- Up to 30 points from EDPROFST 743, 748, PROFSUPV 700, 702, 703, 706
- Up to 45 points from courses listed in the Master of Health Sciences Schedule approved by the Head of the School of Counselling, Human Services and Social Work.

## Courses offered in 2011

### Faculty of Education (School of Counselling, Human Services and Social Work)

SOCHLTH 753	Health Social Work: Identity and Theory
SOCWORK 751	Interpersonal and Family Violence
SOCWORK 752	Issues in Clinical Practice
EDPROFST 743	Family Counselling
EDPROFST 748	Cultural Issues in Counselling
PROFSUPV 700	The Practice of Professional Supervision
PROFSUPV 702	Supervision and Professional Development in Child Protection
PROFSUPV 703	Workplace Learning and Reflective Practice
PROFSUPV 706	Managing and Developing People in the Human Services

*\*Note: From 2011 the research methods course SOCWORK 750 is not expected to be taught. The course SOCWORK 718 Applied Research in Social Services is the recommended course if you are looking to complete a research methods course. Concession to study SOCWORK 718 will need to be sought from the Faculty of Medical and Health Sciences.*

**A concession may be gained to study the following courses of interest as part of the social work programme:**

PROFSUPV 710	Stress and Trauma in Health and Human Services
SOCCHFAM 734	Issues in Child Welfare and Protection
SOCWORK 718	Applied Research in Social Services
SOCWORK 757	Policy Appraisal and Innovation in Human Services

**Course and timetable information for 2011**

The specific timetable for each course will be available at Student Services Online from December 2010.

- Current students should visit: [www.student.auckland.ac.nz](http://www.student.auckland.ac.nz)
- Prospective students should visit: [www.studentservices.auckland.ac.nz](http://www.studentservices.auckland.ac.nz)
  - Click on 'Course advice and information'
  - Click on 'Browse the course catalogue without signing in'

2011 course prescriptions and timetable information is listed on pages 14 - 17 of this publication.

This information is correct at time of publication (December 2010) but may be subject to alteration. Please check Student Services Online for the most up-to-date timetable information.

Course prescriptions for all other courses can be found in The University of Auckland Calendar, which can be viewed online at [www.auckland.ac.nz/calendar](http://www.auckland.ac.nz/calendar)

**Faculty of Medical and Health Sciences**

A wide range of courses is available in the Master of Health Sciences schedule in such topics as Māori and Pasifika health, health policy, health promotion, mental health, alcohol and drugs, dual diagnosis, gambling, youth health, aging, palliative care, grief and loss.

**Suggested courses for Social Workers include:**

MAORIRTH 701	Foundations of Māori Health
PAEDS 719	Health, Education and Youth Development
PAEDS 720	Youth Health Theory, Application and Leadership
POPLHLTH 732	Population Youth Health
POPLHLTH 735	Mental Health Development: Theory and Principles
POPLHLTH 736	Mental Health Promotion
POPLHLTH 737	Alcohol, Tobacco and Other Drug Studies
POPLHLTH 739	Introduction to Pacific Health
POPLHLTH 747	Loss, Grief and Bereavement
POPLHLTH 753	Tobacco Control for New Zealand
POPLPRAC 701	Therapeutic Communication

POPLPRAC 702	Primary Mental Health
POPLPRAC 707	Theory and Skills in Counselling Practice
POPLPRAC 712	Project Planning for Lifestyle Change
POPLPRAC 713	Health and Lifestyle
POPLPRAC 714	Health Promotion and Education
POPLPRAC 754	Infant, Child and Adolescent Primary Mental Health

*(Note: not all courses are offered each year)*

Academic guidance regarding FMHS courses is available from:  
Dr Peter Huggard - Academic Adviser, General Practice School of Population Health  
Phone: +64 9 373 7599 ext 84500  
Email: [p.huggard@auckland.ac.nz](mailto:p.huggard@auckland.ac.nz)

For more information, visit [www.fmhs.auckland.ac.nz/faculty/postgrad/subjects/socialwork.aspx](http://www.fmhs.auckland.ac.nz/faculty/postgrad/subjects/socialwork.aspx)

**Delivery:** Block or weekly lecture at Epsom or Tāmaki Campus depending on courses selected. May include some online study guides and resources.

**Length:** One year full-time study, or up to four years' part-time study.

**Entry criteria:**

- a degree deemed relevant by the University
- or
- completed the requirements for a health professional qualification deemed relevant by the University
- and
- at least two years' relevant work experience approved by the relevant Head of School.

*Note: A student wishing to enrol in the social work specialisation must hold a social work qualification recognised by the Social Workers Registration Board.*

---

**Masters programmes**

If you graduate with a Postgraduate Diploma in Health Sciences – Social Work specialisation, you may be able to apply for entry into either the Master of Social Work (see p 10) or the Master of Health Sciences. Please contact the Faculty of Medical and Health Sciences for information on the Master of Health Sciences.



# Timetable for courses offered in 2011

Refer to the programme pages for information on the courses that can be studied to complete each qualification. The timetable below is correct at time of printing (December 2010) but may be subject to alteration. Please visit Student Services Online for the most up-to-date timetable information.

- Current students should visit: [www.student.auckland.ac.nz](http://www.student.auckland.ac.nz)

- Prospective students should visit: [www.studentservices.auckland.ac.nz](http://www.studentservices.auckland.ac.nz)

- Click on 'Course advice and information'

- Click on 'Browse the course catalogue without signing in'

All block and weekly lecture courses are taught at Epsom Campus unless otherwise indicated.

Course Code	Semester	Delivery mode	Dates	Start	Finish	Lecturer/ Convener
EDPROFST 743	1	Weekly lecture (Wednesday) - Tāmaki		4:30pm	6.30pm	Fiona Pienaar
EDPROFST 744	1	Selected Saturdays - Tāmaki	12, 19 Mar, 30 Apr, 14 May	9am	4pm	Margaret Agee
EDPROFST 746A EDPROFST 746B	Full year course	Weekly lecture (Tuesday) - Tāmaki		4:30pm	6.30pm	Sabrina Zoutenbier
EDPROFST 748	2	Weekly lecture (Tuesday) - Tāmaki		7pm	9pm	Margaret Agee
EDPROFST 749	1	Weekly lecture (Tuesday) - Tāmaki		7pm	9pm	Margaret Agee, Sabrina Zoutenbier
EDPROFST 750	2	Weekly lecture (Wednesday) - Tāmaki		4:30pm	6.30pm	Fiona Pienaar
PROFCOUN 701A PROFCOUN 701B	Full year course	Days and times to be negotiated				Margaret Agee, Fiona Pienaar
PROFCOUN 702	2	Selected Fridays and Saturdays - Tāmaki	10, 11, 18 June and 1, 2 July	9am	4pm	Margaret Agee, Phillip Culbertson
PROFCOUN 704	2	Selected Mondays (lecture)	25 Jul and 1, 15, 22, 29 Aug and 5, 19, 26 Sept	4pm	7pm	Fiona Pienaar
PROFCOUN 797A PROFCOUN 797B	Full year course	Research Portfolio	TBA			
PROFSUPV 700	1	Block, online/study guide support	15, 16 March and 5, 6 Apr and 10, 11 May	9am	4pm	Liz Beddoe, Fiona Howard
PROFSUPV 701	1	Block, online/study guide support	29, 30 Mar and 3, 4 May and 1 June	9am	4pm	Liz Beddoe, Fiona Howard, Carole Adamson
PROFSUPV 701	2	Block, online/study guide support	26, 27 July and 23, 24 Aug and 27 Sept	9am	4pm	Fiona Howard, Carole Adamson
PROFSUPV 702	1	Block, online/study guide support	21, 22 Mar and 2, 3, 30 May	9am	4pm	Liz Beddoe, Shirley-Ann Chinnery
PROFSUPV 703	1	Block	3, 4 Mar and 26, 27 May	9am	4pm	Liz Beddoe
PROFSUPV 704	2 early start	Block - Tāmaki	9 Jul, 12 and 13 Aug, 10 Sept	9am	4pm	TBA
PROFSUPV 706	2	Block, online/study guide support	6 July (9am-12pm), 17, 18 Aug (9am-4pm)	9am	12pm/4pm	Michael Webster
PROFSUPV 707	1	Supervision Folio	Meetings by arrangement			
PROFSUPV 710	1	Block	24, 25 March and 19, 20 May	9am	4pm	Carole Adamson
SOCCHFAM 731	2	Selected dates	19, 21 July (9am-12.30pm) 1, 3 Nov (9am - 4pm)	9am	12.30pm/4pm	Carole Adamson
SOCCHFAM 734	2	Block	25, 26 Aug and 29, 30 Sept	9am	4pm	TBA
SOCHLTH 732	2	Selected dates	20 July, 2 Nov (9am-2.30pm) 22 July, 4 Nov (9am-4pm)	9am	2.30pm/4pm	Jay Marlowe
SOCHLTH 753	1	Block	31 Mar, 1 Apr, 12, 13 May	9am	4pm	Liz Beddoe
SOCWORK 713	1	Weekly lecture and tutorial (Monday)		8:30am	11.30am	Liz Beddoe
SOCWORK 718A SOCWORK 718B	Full year course	Blocks	Sem 1 Block - 23, 24 Mar, 18 May Sem 2 Block - 5 Aug, 22, 23 Sept	9am	4pm	Allen Bartley, Christa Fouché
SOCWORK 751	2	Block	28, 29 July and 22, 23 Sept	9am	4pm	Janet Fanslow
SOCWORK 752	2	Block	1, 2 Aug and 12, 13 Sept	9am	4pm	Jay Marlowe
SOCWORK 757A SOCWORK 757B	Full year course	Fornightly lecture (Wednesday)		3pm	5pm	Phil Harington
SOCWORK 796A SOCWORK 796B	Full year course	Thesis				Christa Fouché
SOCWORK 797A SOCWORK 797B	Full year course	Research Portfolio				Christa Fouché
SOCYOUTH 733	2	Selected dates	18, 20 July and 31 Oct, 2 Nov	Mon 9am, Wed 12:30pm	Mon 4pm, Wed 3:30pm	Jay Marlowe, Michael Webster

DISCLAIMER: This timetable is correct at time of publication (7 December 2010) but may be subject to alteration. Please visit Student Services Online for the most up-to-date timetable information.

# Course prescriptions

Course prescriptions for courses offered in 2011 are listed below. The specific timetable for each course will be available at Student Services Online from December 2010.

- Current students should visit: [www.student.auckland.ac.nz](http://www.student.auckland.ac.nz)
  - Prospective students should visit: [www.studentservices.auckland.ac.nz](http://www.studentservices.auckland.ac.nz)
- Click on 'Course advice and information'
- Click on 'Browse the course catalogue without signing in'

## Education Professional Studies

### EDPROFST 743 (15 Points) Family Counselling

An advanced examination of counselling principles as applied to stresses arising within family relationships.

*Restriction: EDPROF 743*

Assessment 100% coursework

### EDPROFST 744 (15 Points) Pastoral Care and Counselling in Schools

Provides an overview of the theory and practice of pastoral care and counselling within New Zealand schools. It includes an examination of pastoral care systems and counselling services, including the roles of staff, in relation to the academic mission of schools, disciplinary systems, the health of children and young people and the schoolcommunity interface.

Assessment 100% coursework

### EDPROFST 746A (15 Points) EDPROFST 746B (15 Points) The Counselling Process

An advanced examination of principles of counselling together with their application in the counselling process.

*Corequisite: EDPROF 747 or EDPROFST 747*

*Restriction: EDPROF 746*

*To complete this course students must enrol in EDPROFST 746 A and B*

Assessment 100% coursework

### EDPROFST 748 (15 Points) Cultural Issues in Counselling

A critical examination of cultural dimensions present in counselling activities.

*Restriction: EDPROF 744, EDPROFST 787*

Assessment 100% coursework

### EDPROFST 749 (15 Points) Professional Issues in Counselling

An examination of significant professional issues in counselling, including supervision, ethics and accountability, and role development.

*Restriction: EDPROF 749*

Assessment 100% coursework

### EDPROFST 750 (15 Points) Critical Analysis in Counselling

An introduction to principles of critical analysis as applied to theory and practice in counselling, and to basic methodology in research with particular reference to research in counselling.

*Restriction: EDPROF 750*

Assessment 100% coursework

## Professional Counselling

### PROFCOUN 701A (7.5 Points) PROFCOUN 701B (7.5 Points) Counselling Laboratory

An intensive "laboratory" in which students work in small groups, to develop skills and strategies for the facilitation of counselling processes. The Counselling Laboratory also provides a continuous opportunity for students to integrate theory with practice, and to develop confidence and effectiveness in their role as counsellors.

*To complete this course students must enrol in PROFCOUN 701 A and B*

Assessment 100% coursework

### PROFCOUN 702 (15 Points) Special Topic

**In 2011 this Special Topic is: Genders and Sexualities: Implications for Practitioners**

A critical examination of post-modern concepts of gender and sexuality, and contemporary theories of the formation of gender and sexual identities,

including consideration of the implications for practitioners in the helping professions.

Assessment 100% coursework

### PROFCOUN 704 (15 Points) Special Topic: Children's Stress and Coping

An in-depth exploration of the stressors that children experience in four domains: family, school, interpersonal and intrapersonal; as well as the broad range of coping strategies they employ. Content will be based on recent research with children in New Zealand, international studies and contemporary literature. Interventions and practices for supporting children will be explored.

Assessment 100% coursework

### PROFCOUN 797A (60 Points) PROFCOUN 797B (60 Points) Research Portfolio

A supervised programme of coherent research activity related to 500 hours of counselling practice undertaken concurrently. The research portfolio will reflect the research and professional knowledge, understanding and skills developed during the course of the programme. It will include three case studies and other components reflecting additional, research-related activities, to be determined individually in consultation with the supervisor.

*Prerequisite: EDPROFST 750*

*To complete this course students must enrol in PROFCOUN 797 A and B*

Assessment 100% coursework

## Professional Supervision

### PROFSUPV 700 (30 Points) The Practice of Professional Supervision

A critical examination of the concept, role, purpose and benefits of supervision in a wide range of professions. The rationale for supervision

within professional and organisational contexts in health, counselling and human services, with reference to the ethical requirements will be examined. The knowledge and skills required to offer supervision in professional contexts will be explored in depth.

Assessment 100% coursework

**PROFSUPV 701 (30 Points)**  
**Advanced Approaches in Professional Supervision**

A critical examination of a range of theoretical and practical approaches to professional supervision. An in-depth exploration of the models of supervision for health, counselling and human service contexts, will include the development of anti-oppressive supervision practice and an integration of advanced knowledge, skills and values of supervision.

Prerequisite: PROFSUPV 700

Assessment 100% coursework

**PROFSUPV 702 (15 Points)**  
**Supervision and Professional Development in Child Protection**

A critical examination of the impact and influence of professionally dangerous dynamics on child protection practice with families/whānau, in supervision, and within agency and interagency collaboration. A range of theoretical perspectives explaining dangerous dynamics will be explored. Examines strategies for effective supervision within child protection practice.

Assessment 100% coursework

**PROFSUPV 703 (15 Points)**  
**Workplace Learning and Reflective Practice**

A critical exploration of contemporary theories of adult and professional learning in health, counselling and human services workplaces. A critical examination of strategies for pre-service professional education, including practicum teaching, and continuing development including communities of practice, reflective practice and the learning organisation.

Assessment 100% coursework

**PROFSUPV 704 (15 Points)**  
**Counselling Supervision: Relationship and Process**

A critical examination of the nature of the supervisory relationship in the context of counselling supervision and the facilitation of supervisory process. Topics include an in-depth exploration of the dynamics of supervisory relationships, the roles of supervisors and supervisees, and the integration of theory and practice in developing skills for facilitating supervisory process.

Assessment 100% coursework

**PROFSUPV 706 (15 Points)**  
**Managing and Developing People in the Human Services**

A critical examination of strategies for effective management and performance development of professional staff in the health and human services. Topics include key components of an effective management system, including recruitment and selection, induction and orientation, supervision, performance planning, coaching, mentoring, training and development, addressing unsatisfactory performance, building resilience and staff care strategies.

Assessment 100% coursework

**PROFSUPV 707 (30 Points)**  
**Supervision Folio**

A practicum of 75 hours of supervision related activities including individual professional supervision, supervisory practice, attendance at professional development seminars and presentation of a major case study and a seminar presentation, in order to enable students to integrate supervision theory with practice.

Prerequisite: PROFSUPV 700, 701

Assessment 100% coursework

**PROFSUPV 710 (30 Points)**  
**Stress and Trauma in Health and Human Services**

Explores the complex dimensions of stress and trauma encountered by health and human services workers. The historical, cultural and conceptual basis for an understanding of the impact of stress and trauma on both clients and workers is considered. Critically explores research-led strategies to address personal, professional and organisational responses to stressful environments.

Assessment 100% coursework

---

## Social Work Child and Family Practice

**SOCCHFAM 731 (15 Points)**  
**Child and Adolescent Mental Health Issues**

An in-depth examination of specific diagnoses and disorders of childhood and adolescence that impact on their mental health and wellbeing, with emphasis on contemporary literature and evidence informed practice with children and young people within Aotearoa New Zealand.

Restriction: SOCCHFAM 431

Assessment 100% coursework

**SOCCHFAM 734 (30 Points)**  
**Issues in Child Welfare and Protection**

Explores the critical issues in child welfare and protection encountered by health and human services workers. The historical, social and conceptual basis for an understanding of child abuse and neglect is considered. Explores research-led strategies to address personal, professional, and societal responses to the needs of vulnerable children.

Assessment 100% coursework

---

## Social Work Health Practice

**SOCHLTH 732 (15 Points)**  
**Working with Grief and Loss**

An in-depth examination of theoretical and cultural perspectives of grief and loss that includes loss associated with trauma, terminal and chronic illness and suicide. Personal experience of loss will also be explored. Content will include contemporary literature and the examination of evidence-informed interventions that can assist adults and children experiencing grief, loss and change.

Restriction: ACE 990.601, SOCHLTH 432

Assessment 100% coursework

**SOCHLTH 753 (15 Points)**  
**Health Social Work: Identity and Theory**

A critical examination of contemporary literature, research and cutting edge strategies in health social work. Changes in the meaning of health and the impact on identity and practice will be explored with reference to professional borders and boundaries and interprofessional collaboration.

Restriction: POPLPRAC 755

Assessment 100% coursework

---

## Social Work

**SOCWORK 713 (15 Points)**  
**The Social Work Discourse**

A critical analysis of contemporary social work practice, utilising sociological perspectives and contemporary social theory. An in-depth exploration of how the professional discourse of social work is framed and how major social trends impact on that discourse in practice and the public domain.

Restriction: ACE 990.704, SOCWORK 413

Assessment 100% coursework

**SOCWORK 718A (15 Points)****SOCWORK 718B (15 Points)****Applied Research in Social Services**

Examines the role of applied research within professional practice. An in-depth examination of research methods, traditions and techniques particularly used in analysing, evaluating and auditing social service programmes and practices. Aims to enhance and develop the knowledge and understanding of students with regard to the nature and application of a broad range of research methods, the role of theory, ethics and politics in research and in developing a research proposal.

*To complete this course students must enrol in SOCWORK 718 A and B*

Assessment 100% coursework

**SOCWORK 751 (15 Points)****Interpersonal and Family Violence**

An in-depth examination of theoretical, cultural and practice perspectives on interpersonal violence with consideration of local, national and global issues. Examines education, screening, risk assessment and interventions with individuals and families. Organisational responses and leadership in health services and the community are explored.

Assessment 100% coursework

**SOCWORK 752 (15 Points)****Issues in Clinical Practice**

An in-depth examination of theoretical and cultural perspectives in a range of fields within health social work. Content will include contemporary literature and research on assessments and interventions that can assist adults and children experiencing grief, loss and change through the lifespan and the impact of major change in social circumstances on health and wellbeing.

Assessment 100% coursework

**SOCWORK 757A (15 Points)****SOCWORK 757B (15 Points)****Policy Appraisal and Innovation in Human Services**

Enables students to assess the construction and performance of policy in fields of social and human service practice. Explores contemporary policy, comparative policy analysis, research-led policy development, programme monitoring and evaluation. Examines practitioner responsibility for policy appraisal to enable practitioners to become conversant with policy innovation and change in professional settings.

*To complete this course students must enrol in SOCWORK 757 A and B*

Assessment 100% coursework

**SOCWORK 796A (60 Points)****SOCWORK 796B (60 Points)****Thesis**

*To complete this course students must enrol in SOCWORK 796 A and B*

Assessment 100% coursework

**SOCWORK 797A (45 Points)****SOCWORK 797B (45 Points)****Research Portfolio**

*To complete this course students must enrol in SOCWORK 797 A and B*

Assessment 100% coursework

## Social Work Youth Practice

**SOCYOUTH 733 (15 Points)****Youth Justice Issues and Strategies**

A critical examination of contemporary literature, research and evidence informed strategies in youth offending and recidivist behaviours, with an emphasis on the skills necessary for working successfully with this client group.

*Restriction: ACE 990.601, SOCYOUTH 433*

Assessment 100% coursework

# Fees and money matters

There are several options to fund your university study. There are a number of scholarships, awards and grants offered by The University of Auckland and other organisations, and student loans and allowances available through StudyLink.

## Indicative tuition fees

Fees for 2011 will be set late in 2010. As a guide (only), tuition fees for 2010 Faculty of Education programmes are listed below but expect some adjustment for 2011.

Programme	Domestic Students	International Students
Postgraduate certificate	\$707.25 per 15 point course	\$3,075 per 15 point course
Postgraduate diploma	\$1,414.50 per 30 point course	\$6,150 per 30 point course
Masters degree		

Note: Tuition fees may be higher where courses at a higher level are selected or required, or where courses from other faculties are chosen.

In addition to tuition fees, students pay a Student Services Fee and a Building Levy. In 2010 these fees were:

Student Services Fee \$3.90 per point

Building Levy \$0.62 per point

All of these fees are charged on a per-point basis, so students pay fees proportional to the number of course points they take each semester.

When fees for 2011 are set, updated information will be available at [www.auckland.ac.nz/fees](http://www.auckland.ac.nz/fees)

## Scholarships and awards

The University of Auckland offers a wide range of scholarships, awards and bursaries for postgraduate studies at all levels. Scholarships available to Faculty of Education postgraduate students include The University of Auckland Māori and Pacific Graduate Scholarships and the Kate Edger Charitable Trust Awards.

Visit the Scholarships and Financial Support Office website [www.auckland.ac.nz/scholarships](http://www.auckland.ac.nz/scholarships) to search scholarships available and for detailed information, including criteria, closing dates and application forms. It pays to investigate funding possibilities as early as possible, so you know what you may be eligible for and when applications are due.

There are also many external organisations that offer scholarships and awards. The Scholarships Office can also provide access to a comprehensive database of external scholarships to give you information about the widest range of funding available.

## Student loans and allowances

The student allowance is a weekly payment to help with a student's living costs while in full-time study on an approved programme. It is available to New Zealand citizens and permanent residents who have held New Zealand residency for at least two years.

To be eligible for a student loan, you must be a New Zealand citizen or have been granted permanent resident status. You must be studying full-time, or part-time for a minimum of 32 weeks per year, at an approved tertiary institution.

You may be eligible for tuition fees, course-related costs (eg, books, stationery and travel) and living costs (living costs are not available to part-time students). Applications for loans should be made at least two months before study begins. Full information about loans and allowances is available by contacting StudyLink on 0800 88 99 00 or visiting [www.studylink.govt.nz](http://www.studylink.govt.nz)

### Disclaimer

*Although every reasonable effort is made to ensure accuracy, the information in this document is provided as a general guide only for students and is subject to alteration. All students enrolling at The University of Auckland must consult its official document, the current Calendar of The University of Auckland, to ensure that they are aware of and comply with all regulations, requirements and policies. Publication printed 7 December 2010.*

# How to apply

## Enquire

Visit [www.education.auckland.ac.nz](http://www.education.auckland.ac.nz) or contact our student advisers for any information you need.

**Phone:** 0800 61 62 65 (Within NZ) or +64 9 923 1969 (Outside NZ) **Email:** [education@auckland.ac.nz](mailto:education@auckland.ac.nz)

**Faculty of Education Student Centre:** A Block, Gate 3, 74 Epsom Avenue, Epsom, Auckland



## Apply for a place in a programme(s)

Do you have Internet access, or can you come on to campus? (Make sure you apply as early as possible before the closing date)



### Yes

- Log on to [www.auckland.ac.nz](http://www.auckland.ac.nz)
- Click on 'Apply Now'.
- Complete the online Application for Admission for a place in your programme(s) of choice.
- You will receive an acknowledgement letter and email asking you to provide specific certified documents before your application can be assessed. The letter will also tell you how to access the University's Student Services Online system to complete the next steps.
- You will also need to complete a Supplementary Information Form (SIF). You can download this from the online Application for Admission.



## Interview

An interview forms part of the selection process for Counsellor Education programmes (MCouns and PGDipCounsTh).

Interviews are not generally required for the other postgraduate programmes listed in this brochure but may apply in some cases. If this applies to you, after you have completed the online Application for Admission and we have received your Supplementary Information Form (SIF), you will be contacted and given a date for your selection interview.



## Offer

Your application will be assessed and if successful, you will receive an offer of a place in a programme (may be conditional on specific requirements being met).



## Accept

Accept or decline your offer of a place in the programme online within 10 working days. Remember - you still need to enrol in courses!



## Enrol in your courses – Faculty of Education

Once you have accepted the offer of a place in the programme, you will need to access information on the courses offered and which you can enrol in.

If you have any questions you can:

- email [education@auckland.ac.nz](mailto:education@auckland.ac.nz)
- call 0800 61 62 65 and speak to an adviser.

When you are successfully enrolled, you will receive an invoice for your fees. You need to pay this by the date indicated.



**Congratulations. You are now a student at The University of Auckland.**



### No

**Phone:** 0800 61 62 65 or +64 9 923 1969

**Email:** [studentinfo@auckland.ac.nz](mailto:studentinfo@auckland.ac.nz)

The Contact Centre will forward the required information to you.

## Closing dates for applications for admission in 2011

Counselling programmes:

**1 November 2010**

All other programmes listed in this brochure:

**8 December 2010**

**Late applications may be accepted if places are available.**

If a Semester Two 2011 start is offered for your chosen programme, the application and enrolment closing date is 4 July 2011.



# THE UNIVERSITY OF AUCKLAND

## FACULTY OF EDUCATION

Te Kura Akoranga o Tāmaki Makaurau  
Incorporating the Auckland College of Education

**Faculty of Education**  
**The University of Auckland**  
Private Bag 92602  
Symonds Street, Auckland 1150

**Freephone:** 0800 61 62 65

**Phone:** +64 9 923 1969

**Fax:** +64 9 623 8950

**Email:** [education@auckland.ac.nz](mailto:education@auckland.ac.nz)

**Web:** [www.education.auckland.ac.nz](http://www.education.auckland.ac.nz)

**Faculty of Education**  
Epsom Campus  
74 Epsom Ave, Epsom, Auckland

**Tāmaki Campus**  
Cnr Merton and Morrin Roads  
Glen Innes, Auckland